

# SIGN DUDE

*Design*  
THRU  
*Delivery*

QUALITY SINCE 1993

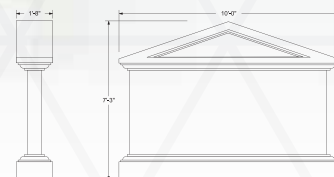
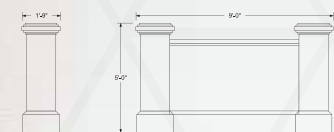
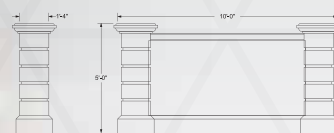
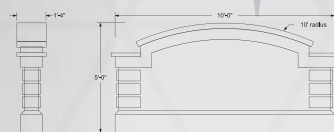
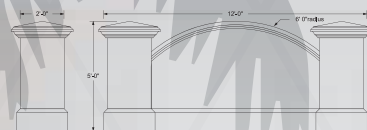
# MONUMENT SIGNS

## EYE-CATCHING SIGNS, BUILT TO LAST!



### CUSTOM:

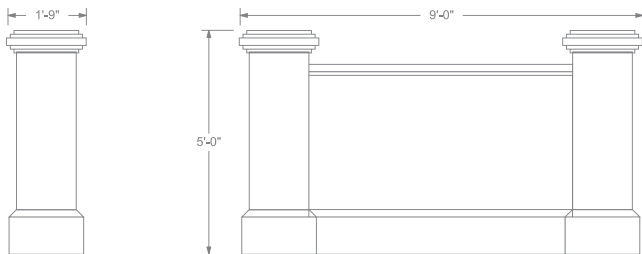
- TEXTURE
- SIZE
- SHAPE
- LIGHTING
- PAINT COLORS
- STONE VENEER
- DIMENSIONAL LOGOS
- AND MORE...



911 N. RIVERSIDE AVE., MEDFORD, OR 97501  
PHONE: 541.858.2701 | EMAIL: [ORDERS@THESIGNDUDE.COM](mailto:ORDERS@THESIGNDUDE.COM)  
[WWW.THESIGNDUDE.COM](http://WWW.THESIGNDUDE.COM)

# MONUMENT 001

MATCH YOUR BRAND!



## SPECIFICATIONS

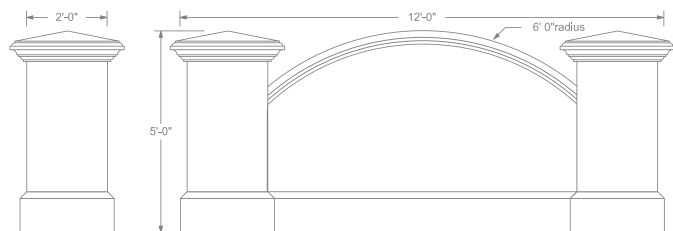
5

TYPICAL WIDTH: 108"  
TYPICAL HEIGHT: 60"  
TYPICAL SIGN AREA: 70" X 35"  
EXPECTED DURABILITY: 7 - 10 YEARS

911 N. RIVERSIDE AVE., MEDFORD, OR 97501  
PHONE: 541.858.2701 | EMAIL: [ORDERS@THESIGNDUDE.COM](mailto:ORDERS@THESIGNDUDE.COM)  
[WWW.THESIGNDUDE.COM](http://WWW.THESIGNDUDE.COM)

# MONUMENT 002

MATCH YOUR BRAND!



## SPECIFICATIONS

6

TYPICAL WIDTH: 144"

TYPICAL HEIGHT: 60"

TYPICAL SIGN AREA: 90" X 38"

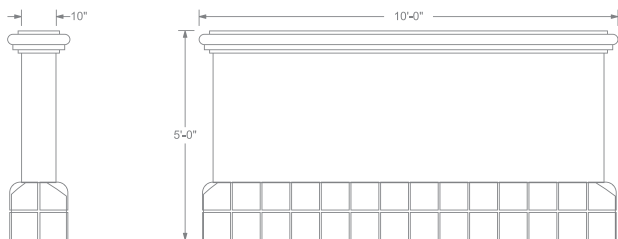
EXPECTED DURABILITY: 7 - 10 YEARS

911 N. RIVERSIDE AVE., MEDFORD, OR 97501  
 PHONE: 541.858.2701 | EMAIL: [ORDERS@THESIGNDUDE.COM](mailto:ORDERS@THESIGNDUDE.COM)  
[WWW.THESIGNDUDE.COM](http://WWW.THESIGNDUDE.COM)



# MONUMENT 003

MATCH YOUR BRAND!



## SPECIFICATIONS

5

TYPICAL WIDTH: 120"

TYPICAL HEIGHT: 60"

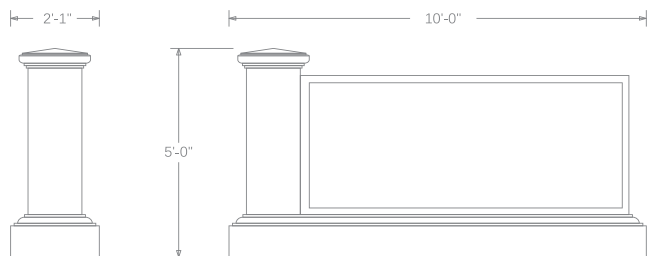
TYPICAL SIGN AREA: 75" X 35"

EXPECTED DURABILITY: 7 - 10 YEARS

911 N. RIVERSIDE AVE., MEDFORD, OR 97501  
 PHONE: 541.858.2701 | EMAIL: [ORDERS@THESIGNDUDE.COM](mailto:ORDERS@THESIGNDUDE.COM)  
[WWW.THESIGNDUDE.COM](http://WWW.THESIGNDUDE.COM)

# MONUMENT 004

MATCH YOUR BRAND!



## SPECIFICATIONS

5

TYPICAL WIDTH: 120"

TYPICAL HEIGHT: 60"

TYPICAL SIGN AREA: 91" X 36"

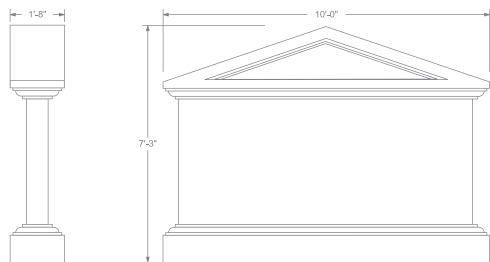
EXPECTED DURABILITY: 7 - 10 YEARS

911 N. RIVERSIDE AVE., MEDFORD, OR 97501  
PHONE: 541.858.2701 | EMAIL: [ORDERS@THESIGNDUDE.COM](mailto:ORDERS@THESIGNDUDE.COM)  
[WWW.THESIGNDUDE.COM](http://WWW.THESIGNDUDE.COM)



# MONUMENT 005

## MATCH YOUR BRAND!



## SPECIFICATIONS

6

TYPICAL WIDTH: 120"

TYPICAL HEIGHT: 99"

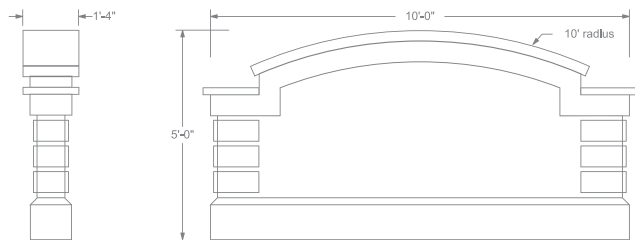

TYPICAL SIGN AREA: 108" X 46"

EXPECTED DURABILITY: 7 - 10 YEARS

911 N. RIVERSIDE AVE., MEDFORD, OR 97501  
PHONE: 541.858.2701 | EMAIL: [ORDERS@THESIGNDUDE.COM](mailto:ORDERS@THESIGNDUDE.COM)  
[WWW.THESIGNDUDE.COM](http://WWW.THESIGNDUDE.COM)

# MONUMENT 006

MATCH YOUR BRAND!



## SPECIFICATIONS

6

TYPICAL WIDTH: 120"

TYPICAL HEIGHT: 60"

TYPICAL SIGN AREA: 91" X 33"

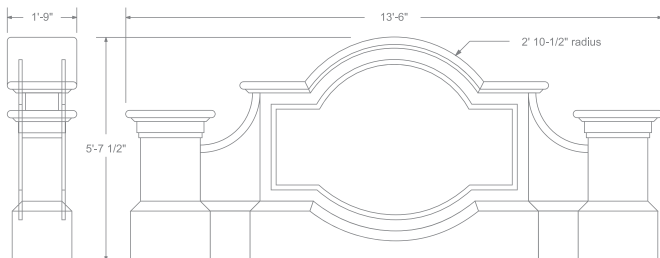

EXPECTED DURABILITY: 7 - 10 YEARS

911 N. RIVERSIDE AVE., MEDFORD, OR 97501  
PHONE: 541.858.2701 | EMAIL: [ORDERS@THESIGNDUDE.COM](mailto:ORDERS@THESIGNDUDE.COM)  
[WWW.THESIGNDUDE.COM](http://WWW.THESIGNDUDE.COM)



# MONUMENT 007

MATCH YOUR BRAND!



## SPECIFICATIONS

8

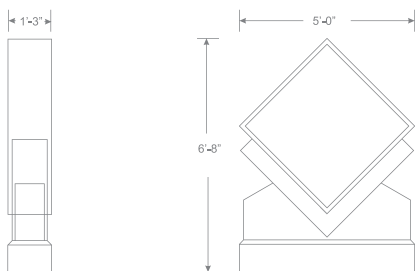
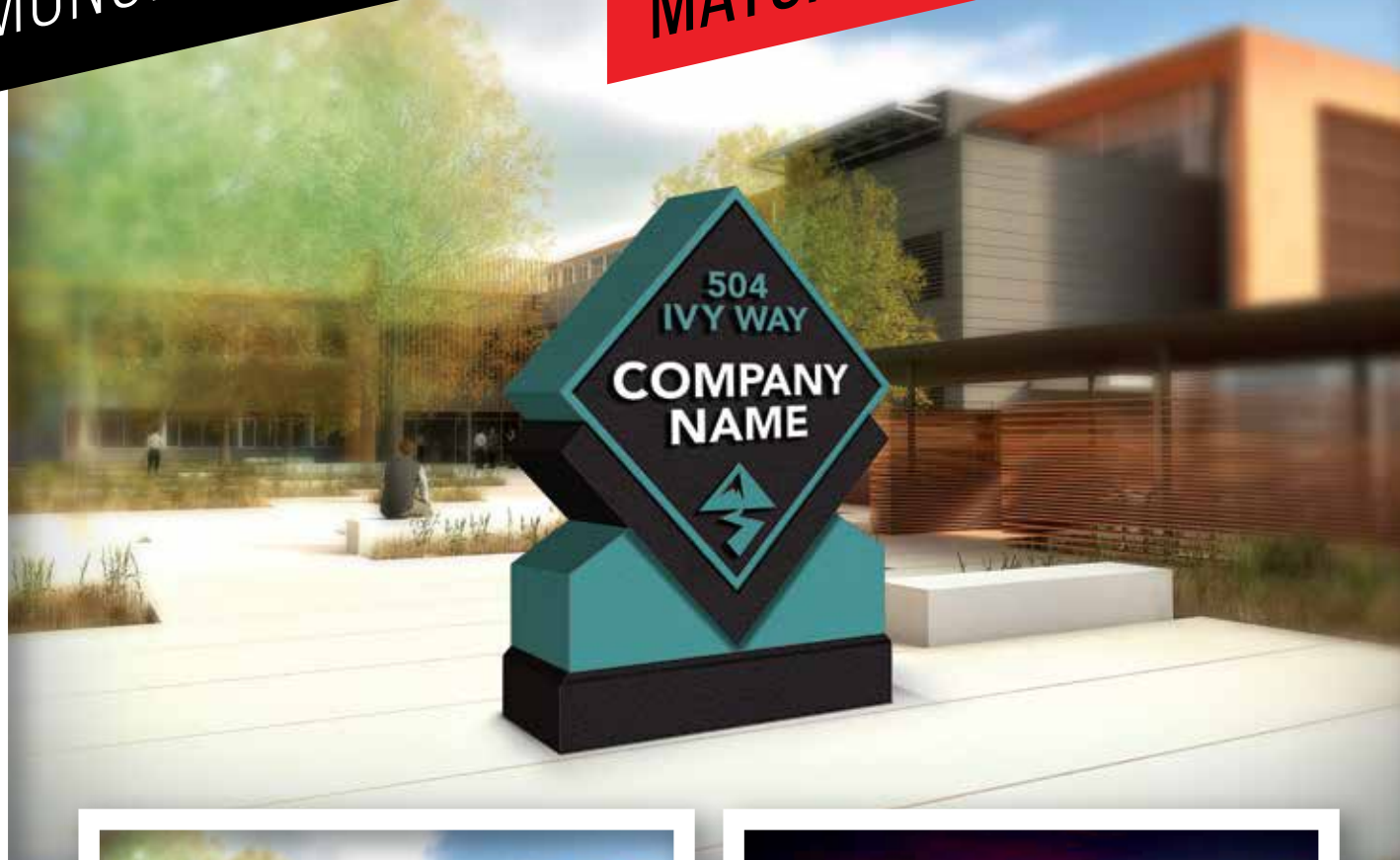
TYPICAL WIDTH: 162"  
TYPICAL HEIGHT: 67"  
TYPICAL SIGN AREA: 71" X 36"  
EXPECTED DURABILITY: 7 - 10 YEARS

911 N. RIVERSIDE AVE., MEDFORD, OR 97501  
PHONE: 541.858.2701 | EMAIL: [ORDERS@THESIGNDUDE.COM](mailto:ORDERS@THESIGNDUDE.COM)  
[WWW.THESIGNDUDE.COM](http://WWW.THESIGNDUDE.COM)



# MONUMENT 008

MATCH YOUR BRAND!



## SPECIFICATIONS

4

TYPICAL WIDTH: 60"

TYPICAL HEIGHT: 104"

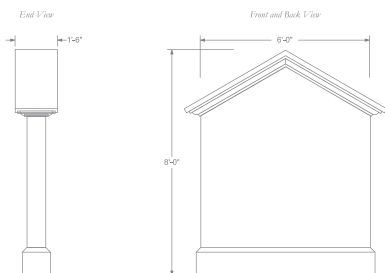
TYPICAL SIGN AREA: 55" X 55"

EXPECTED DURABILITY: 7 - 10 YEARS

911 N. RIVERSIDE AVE., MEDFORD, OR 97501  
PHONE: 541.858.2701 | EMAIL: [ORDERS@THESIGNDUDE.COM](mailto:ORDERS@THESIGNDUDE.COM)  
[WWW.THESIGNDUDE.COM](http://WWW.THESIGNDUDE.COM)

# MONUMENT 009

## MATCH YOUR BRAND!



## SPECIFICATIONS

5

TYPICAL WIDTH: 72"

TYPICAL HEIGHT: 96"

TYPICAL SIGN AREA: 67" X 57"

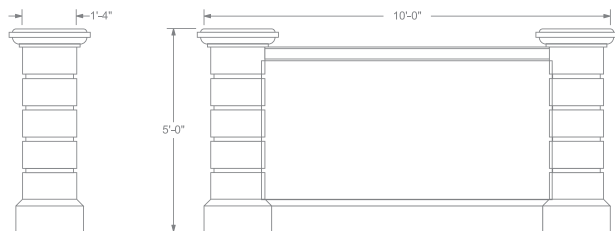
EXPECTED DURABILITY: 7 - 10 YEARS

911 N. RIVERSIDE AVE., MEDFORD, OR 97501  
PHONE: 541.858.2701 | EMAIL: [ORDERS@THESIGNDUDE.COM](mailto:ORDERS@THESIGNDUDE.COM)  
[WWW.THESIGNDUDE.COM](http://WWW.THESIGNDUDE.COM)



# MONUMENT 010

MATCH YOUR BRAND!



## SPECIFICATIONS

5

TYPICAL WIDTH: 120"

TYPICAL HEIGHT: 60"

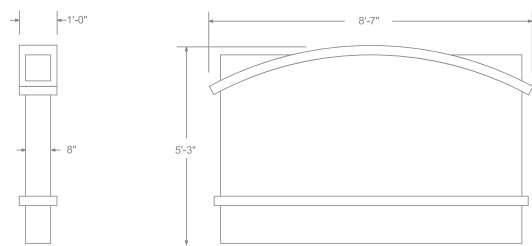
TYPICAL SIGN AREA: 82" X 41"

EXPECTED DURABILITY: 7 - 10 YEARS

911 N. RIVERSIDE AVE., MEDFORD, OR 97501  
 PHONE: 541.858.2701 | EMAIL: [ORDERS@THESIGNDUDE.COM](mailto:ORDERS@THESIGNDUDE.COM)  
[WWW.THESIGNDUDE.COM](http://WWW.THESIGNDUDE.COM)

# MONUMENT 011

MATCH YOUR BRAND!



## SPECIFICATIONS

4

TYPICAL WIDTH: 103"

TYPICAL HEIGHT: 63"

TYPICAL SIGN AREA: 100" X 40"

EXPECTED DURABILITY: 7 - 10 YEARS

911 N. RIVERSIDE AVE., MEDFORD, OR 97501  
PHONE: 541.858.2701 | EMAIL: [ORDERS@THESIGNDUDE.COM](mailto:ORDERS@THESIGNDUDE.COM)  
[WWW.THESIGNDUDE.COM](http://WWW.THESIGNDUDE.COM)